




成都信息工程大学

Chengdu University of Information Technology



毕业生就业质量报告

	1
	2
1	2
2	4
	5
1	5
2	6
3	6
4	6
	7
1	8
2	8
3	9
	10
1	10
2	10
3	11
4	11
5	12

1

	2014	3871	265	6. 85%
3606	93. 15%	2098	54. 20%	1773
				45. 80%

1 2014

	1594	44. 20%	160	60. 38%
	562	15. 59%	100	37. 74%
	803	22. 27%		
	52	1. 44%		
	323	8. 96%	5	1. 89%
	272	7. 54%		
	3606	100%	265	100%

2 2014

	325	69
	306	90
	239	29
	176	22
	160	17
	160	9
	206	14
	86	

	212	
	62	10
	180	
	269	
	573	
	249	
	165	5
	238	
	3606	265

3 2014

--	--	--

" " " CDI O'

2014 95.12%
 2014 11 30

4 2014

	265	252	95.09%
	3606	3430	95.12%
	3871	3682	95.12%

5 2014

	97.50%		100%
	100%		97.14%
	100%		100%
	100%		91.30%
	100%		100%
	89.74%		100%

97.48%

96.30%

2

2014

67.38%

54.71%

8 2014

	2492	72.65%	117	46.43%
	102	2.97%	12	4.76%
	271	7.90%	41	16.27%
	174	5.07%	38	15.08%

4

10 2014

1	IT	859	23.33%
2		401	10.89%
3		314	8.53%
4		265	7.20%
5		263	7.14%
6		239	6.49%
7		145	3.94%
8		130	3.53%
9		122	3.31%
10		105	2.85%
10		105	2.85%

"

"

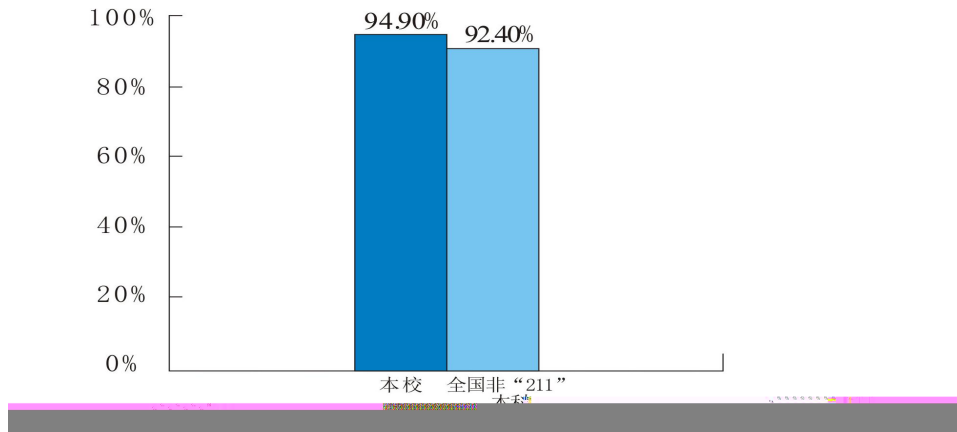
2014

2013 "

"

1

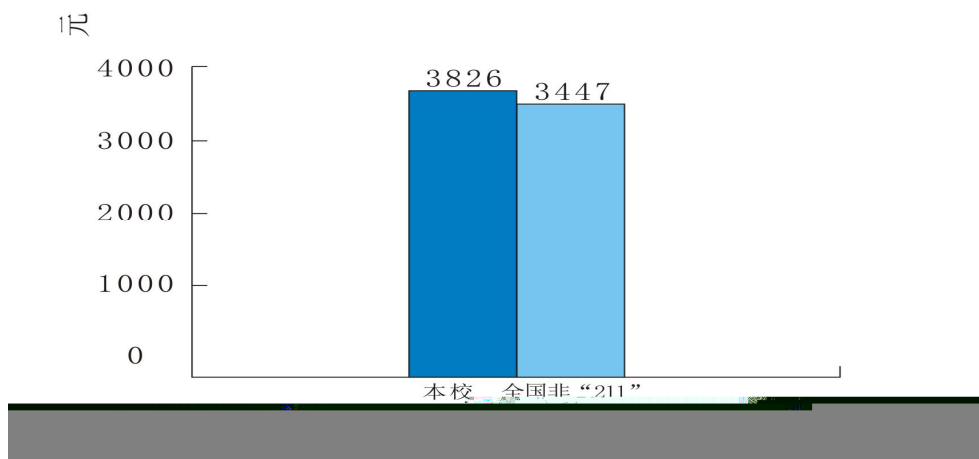
11 2013



100%

2

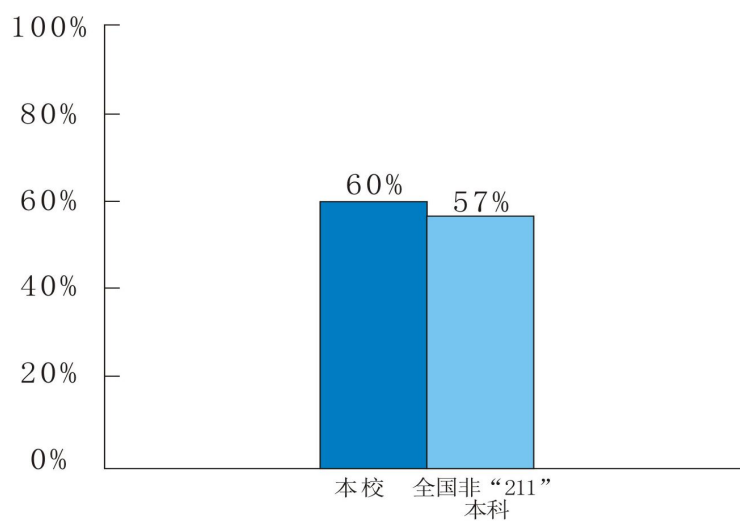
12 2013



		4739			4333
		4660			4326
		4610			4235
		4532			4156
		4402			4141

3

14 2013



70%

1

" "

"

"

"

"

"

"

"

"

2

"

" 2014

" " " "

" " " "

" " " " " "

3

" "

8

300

2014

20000

5: 1

1200

16000

" " " " " " " "

" " " " " "

4

" "

2011

2014

2014

GCDF BCC EET

2011

" "

2015

"

"

"

"

"

"

"

"

"

"

5